

# ONTO


## Items checklist

Have you got everything? Here is a list of all the items coming with your Onto car. Please remember to check that all of them are there when your car is delivered or collected.




### Physical car key

While you can use the Onto app to lock & unlock your car, a physical key is provided as back-up.




### Charging card(s)

Your charging cards should be inside the glovebox: Shell Recharge and Instavolt (plus BP Pulse if applicable)



### Charging Cables

The 3-pin charging cable and Type 2 Charging cable should both be either in the boot, or the frunk. If you have a charging bag, the 3-pin charger should be inside.




### Tyre Repair Kit (N/A in Tesla, Volkswagen)

In the rear boot underneath the boot floor trim. This consists of a compressor & sealant.



### Parcel Shelf

Check your parcel shelf is fitted in your rear boot.



### Car manual (N/A in Tesla)

This should be inside a black folder in the passenger door compartment or glove box



### Locking wheel nut (N/A in Tesla)

Inside the same folder as the car manual or in the boot beneath the boot floor trim.



### Floor mats

Four floor mats will be provided, two for the front, two for the back.

## What happens if an item is missing?

### At delivery:

If your car is delivered without one of these items, please contact us immediately at [info@on.to](mailto:info@on.to) and we will send them to you by post asap.

### At collection:

If your car is collected without one of these items, you will be charged for it. We work with a lot of suppliers and in order to run everything smoothly, we won't be able to receive forgotten items.

The collection driver will remind you, but please make sure to check everything is there.

[Find out more](#)